

Jürg Hochweber

# Fingerspiele



Leichte Solostücke für Gitarre

[www.hochweber.ch](http://www.hochweber.ch)

## **Inhalt / Content**

1. Drei Töne / Leicht gesagt
2. Fingerspiel
3. Valeria
4. Aufwind
5. Unter uns
6. Mondkind
7. Spanischer Tanz
8. Dies und das
9. Auf und davon
10. Cuerdas
11. Frechdachs
12. Züpfeln
13. Jubel-Walzer
14. Guitar Girl
15. Du bist dran!
16. Bereit
17. Embryo Rock
18. Vamos bien
19. Tango de Salón
20. Eindruck
21. Erlebnis
22. Am Ball bleiben
23. Einen Zacken zulegen
24. Freude
25. Tiger Tango
26. Welle
27. Song
28. Schaukel
29. Fragen noch und noch
30. Freizeit
31. Rock'n'Roll Guitar
32. Ultimate Kick
33. Flamenco típico
34. Ländler
35. Spuren
36. Happy End
37. Gaunertrick
38. Ein Herz und eine Seele
39. Guitar in Action
40. Mischung
41. Dschungel-Blues
42. Land des Einhorns
43. Blues

# Drei Töne

(Three Notes)

JH



Musical score for 'Drei Töne' (Three Notes). The score consists of three staves of music in 8/8 time. The first staff begins with the syllables 'i m i' above the notes. The music features a sequence of eighth notes and quarter notes, with triplets and slurs. The second and third staves continue the melodic line.

## Leicht gesagt

Musical score for 'Leicht gesagt'. The score consists of four staves of music in 8/8 time. The first staff begins with the syllables 'i m i m' above the notes. The music features a sequence of eighth notes and quarter notes, with triplets and slurs. The second, third, and fourth staves continue the melodic line.

# Fingerspiel (Finger Game)

JH



# Valeria

JH

The first system of music consists of two staves. The upper staff is in treble clef with a 3/4 time signature. It contains a melodic line with three notes marked with an 'i' (fingerings) and three notes marked with a 'p' (piano). The lower staff is in bass clef and contains a bass line with four notes, each marked with a 'p' (piano). The label 'Guitar 2' is positioned below the lower staff.

The second system of music consists of two staves. The upper staff is in treble clef with a 3/4 time signature. It contains a melodic line with four notes, each marked with a 'p' (piano). The lower staff is in bass clef and contains a bass line with four notes, each marked with a 'p' (piano).

The third system of music consists of two staves. The upper staff is in treble clef with a 3/4 time signature. It contains a melodic line with four notes, each marked with a 'p' (piano). The lower staff is in bass clef and contains a bass line with four notes, each marked with a 'p' (piano).

The fourth system of music consists of two staves. The upper staff is in treble clef with a 3/4 time signature. It contains a melodic line with four notes, each marked with a 'p' (piano). The lower staff is in bass clef and contains a bass line with four notes, each marked with a 'p' (piano).

# Aufwind




(Up Wind)

JH





# Unter uns (Between Us)

JH



# Mondkind / Moon Child

JH





# Spanischer Tanz

JH

A D A E

A D A klopfen E

A D E D

A E A klopfen

alternativer Rhythmus:

A E

# Dies und das

(This and That)

JH

Musical staff 1: Treble clef, 3/4 time signature. Notes: G4 (finger 2), A4 (finger 1), B4 (finger 3), C5, D5, E5, F5, G5. Chords: D (D4-F#4-A4), V (V4-G4), D (D4-F#4-A4).

Musical staff 2: Treble clef. Notes: G4, A4, B4, C5, D5, E5, F5, G5. Chords: Am (A3-C3-E3), V (V4-G4), Am (A3-C3-E3), Em (E3-G3-B2).

Musical staff 3: Treble clef. Notes: G4 (finger 1), A4 (finger 3), B4, C5, D5, E5, F5, G5. Chords: Am (A3-C3-E3), Fine (diamond symbol). Repeat sign with first ending. Notes: G4 (finger 3), A4 (finger 1), B4, C5, D5, E5, F5, G5.

Musical staff 4: Treble clef. Notes: G4, A4, B4, C5, D5, E5, F5, G5. Chords: Am (A3-C3-E3). Fingerings: 2, 3.

Musical staff 5: Treble clef. Notes: G4, A4, B4, C5, D5, E5, F5, G5. Fingering: 3.

Musical staff 6: Treble clef. Notes: G4, A4, B4, C5, D5, E5, F5, G5. Chords: Em (E3-G3-B2). Fingerings: 2, 3. Ends with a diamond symbol. Instruction: *D.C. al Fine*.

# Auf und davon !

JH

Musical staff 1: Treble clef, 3/4 time signature. Chords: C, Dm. Fingerings: 3, 1, 3. Includes a V-shaped fingering symbol.

Musical staff 2: Treble clef, 3/4 time signature. Chords: E, Am. Fingerings: 3, 2.

Musical staff 3: Treble clef, 3/4 time signature. Chords: C, Dm. Fingering: 3.

Musical staff 4: Treble clef, 3/4 time signature. Chords: G7, C. Ends with a diamond-shaped fingering symbol and the word "Fine".

Musical staff 5: Treble clef, 3/4 time signature. Chords: Dm, E. Fingering: 3. Ends with a diamond-shaped fingering symbol.

Musical staff 6: Treble clef, 3/4 time signature. Chords: G, C. Fingering: 3. Ends with a diamond-shaped fingering symbol and the instruction "D.C. al Fine".

# Cuerdas

JH

Am E E

Am Am E

Am G

*Fine*

C

G C

*D.C. al Fine*

# Frechdachs

(cheeky monkey )

JH



# Züpfeln

JH

The musical score for 'Züpfeln' is written for a single melodic line in treble clef, 3/4 time. The piece consists of eight staves of music. The first staff begins with a treble clef, a 3/4 time signature, and a dynamic marking of *p*. The first four measures of the first staff have an *i* (finger) marking above the notes. The piece concludes with a *Fine* marking at the end of the fourth staff. The final two staves end with a double bar line.

*D.C. al Fine*

# Jubel-Walzer

Jubilation Waltz

JH

A D

Em D

*Fine*

G D

G E A

*D.C. al Fine*

# Guitar Girl

JH

E E

E E

E E

*Fine*

Am

Am Am

Am

*D.C. al Fine*



# Du bist dran! (It's Your Turn!)

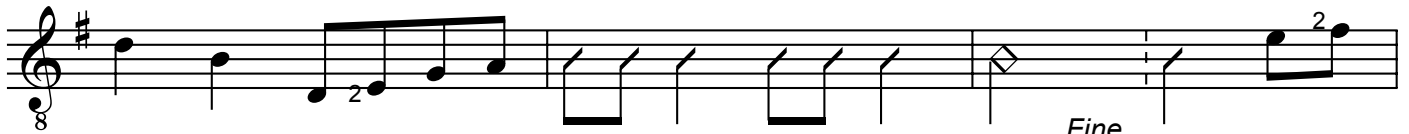
JH



G C D



G D G G



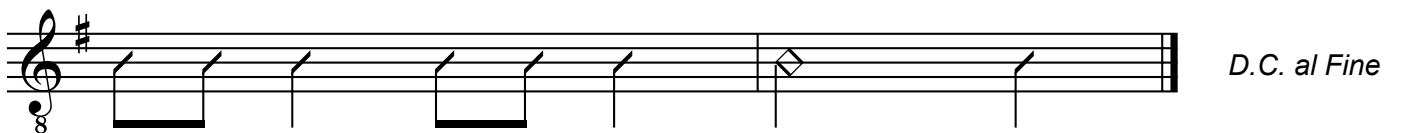
C D



Em



C Am D






*D.C. al Fine*

# Bereit



(Ready)

JH



# Embryo Rock




JH



*D.C. al Fine*






# Vamos bien

JH



# Tango de Salón




JH



*D.C. al Fine*



# Eindruck (Impression)

JH




# Erlebnis (Experience)

JH



# Am Ball bleiben (to keep the Ball)

JH





# Einen Zacken zulegen


JH

Rock

The musical score is written in 8/8 time and consists of six staves of guitar notation. The first staff begins with a treble clef, a common time signature, and a key signature of one flat. It features a series of eighth notes with slurs and accents, including a triplet of eighth notes. The second staff continues the melodic line with similar rhythmic patterns. The third staff includes a triplet of eighth notes and a measure with a slur over a triplet of eighth notes, followed by a measure with a slur over a triplet of eighth notes. The fourth staff continues the melodic line with slurs and accents. The fifth staff features a triplet of eighth notes and a slur over a triplet of eighth notes. The sixth staff concludes the piece with a double bar line and the instruction *D.C. al Fine*.

# Freude / Joy

JH



# Tiger-Tango

Em Em JH

Am D C B7

Em E7


Am D C B7 Em

Am D Am Em Am Em

Am D Am D C B7

# Welle / Wave

JH



# Song


JH

 (swing)


Am Dm



G C E



Am Dm






E Am



# Schaukel

JH



*D.C. al Fine*

# Fragen noch und noch

(Many More Questions)

JH

The musical score is written in treble clef with a common time signature (C). It consists of seven staves of music. The first staff begins with a piano (p) dynamic and includes fingerings (i, 2, 3) and slurs. The second staff continues with similar notation, including a fermata over a note. The third staff features a 'Fine' marking and a repeat sign with a second ending. The fourth, fifth, and sixth staves contain various rhythmic patterns, including triplets and slurs. The seventh staff concludes with a 'D.C. al Fine' instruction.

# Freizeit

JH

The musical score for 'Freizeit' is written in 3/4 time and consists of eight staves of music. The first staff begins with a treble clef, a 3/4 time signature, and a key signature of one flat (B-flat). The melody is primarily composed of eighth and quarter notes, often beamed together. The first staff includes fingerings (i, m) and dynamic markings (p). The second staff continues the melody with similar rhythmic patterns. The third and fourth staves show the melody moving across the staff, with some notes beamed together. The fifth staff ends with a half note and the word 'Fine'. The sixth, seventh, and eighth staves continue the melody, with the eighth staff ending with a half note and the instruction 'D.C. al Fine'. The key signature changes to two sharps (D major) in the eighth staff.

*Fine*

*D.C. al Fine*



# Rock'n'Roll Guitar

JH

8 D7 m i p p p

8 p p p

8 G7 p

8 D7 p

8 A7 m p p p

8 D7 1. i m 2. p

# Ultimate Kick

JH

8  
p p p p p  
2 3 1 2 3

2 Fine 3 1 2

7 D.C. al Fine

# Flamenco típico


JH

The musical score consists of eight staves of music, each with a treble clef and a key signature of one flat (Bb). The music is written in a style typical of flamenco guitar, with a focus on rhythmic patterns and melodic lines. The staves are marked with various chords and tablature:

- Staff 1: Chord A (A major) is indicated above the staff. The music features a rhythmic pattern of eighth notes and quarter notes, with a triplet of eighth notes marked '1 3' and a sharp sign (#) above the final note of the triplet.
- Staff 2: Chord Bb (Bb major) is indicated above the staff, accompanied by a guitar tablature diagram showing the fretting for Bb major. The music continues with the same rhythmic pattern.
- Staff 3: Chord A (A major) is indicated above the staff.
- Staff 4: Chord Bb (Bb major) is indicated above the staff.
- Staff 5: Chords Dm (D minor) and C (C major) are indicated above the staff.
- Staff 6: Chords Bb (Bb major) and A (A major) are indicated above the staff.
- Staff 7: Chords Dm (D minor) and C (C major) are indicated above the staff.
- Staff 8: Chords Bb (Bb major) and A (A major) are indicated above the staff.




# Ländler

JH



# Spuren (Traces)

JH



# Happy End




JH

The musical score for 'Happy End' is written in treble clef with a key signature of two sharps (F# and C#) and a time signature of 8/8. The piece consists of nine staves of music. The first staff begins with a bass clef and contains six measures of music, each starting with a finger number 'i' and followed by two notes marked 'p'. The subsequent staves continue the melody with various rhythmic patterns, including eighth and quarter notes, and some measures with fingerings like '1', '2', and '3'. The fourth staff ends with a repeat sign and the word 'Fine'. The eighth staff ends with a repeat sign and the instruction 'D.C. al Fine'. The final staff concludes the piece with a double bar line.

# Gauner-Trick

JH

Swing 



# Ein Herz und eine Seele

(One Heart, One Soul)

JH

Musical score for 'Ein Herz und eine Seele' (One Heart, One Soul). The score is written in treble clef with a key signature of one sharp (F#) and a common time signature (C). The piece consists of six staves of music. The first staff begins with a treble clef, a key signature of one sharp, and a common time signature. It features a melodic line with two measures marked with an 'i' above the notes and 'p' below. The second staff continues the melody with a 'p' dynamic marking and includes fingerings '1' and '3'. The third staff concludes the first section with a double bar line and the word 'Fine' written above. The fourth staff begins a second section with a 'p' dynamic marking and includes fingerings '2' and '3'. The fifth staff continues this section. The sixth staff concludes the piece with a double bar line and the instruction 'D.C. al Fine' written below.



# Guitar in Action

(Rock-Blues)

JH

 (Swing)



# Mischung (Mixture)

JH

First musical staff in treble clef with a key signature of two sharps (F# and C#). It begins with a dynamic marking of *p* and contains several slurs over groups of notes, with fingerings *i* and *m* indicated above the notes.

Second musical staff in treble clef with a key signature of two sharps. It continues the melodic line with slurs and fingerings *i* and *m*.

Third musical staff in treble clef with a key signature of two sharps. It continues the melodic line with slurs and a dynamic marking of *p*.

Fourth musical staff in treble clef with a key signature of two sharps. It continues the melodic line with slurs, fingerings *i* and *m*, and a dynamic marking of *p*.

Fifth musical staff in treble clef with a key signature of two sharps. It continues the melodic line with slurs and ends with a *Fine* marking.

Sixth musical staff in treble clef with a key signature of two sharps. It begins with a repeat sign and contains slurs, fingerings *i* and *m*, and a dynamic marking of *p*.

Seventh musical staff in treble clef with a key signature of two sharps. It continues the melodic line with slurs and ends with a *D.C. al Fine* marking.

# Dschungel-Blues / *Jungle Blues*

Rock-Blues

JH

Musical staff 1: Treble clef, 8/8 time signature. Chord: Am. Features a triplet of eighth notes (p) and a triplet of eighth notes.

Musical staff 2: Treble clef, 8/8 time signature. Chords: Am, Dm. Features a triplet of eighth notes and a triplet of eighth notes.

Musical staff 3: Treble clef, 8/8 time signature. Chord: Am. Features a triplet of eighth notes and a triplet of eighth notes.

Musical staff 4: Treble clef, 8/8 time signature. Chord: E. Features a triplet of eighth notes and a triplet of eighth notes.

Musical staff 5: Treble clef, 8/8 time signature. Chords: Am, G. Features a triplet of eighth notes and a triplet of eighth notes. First ending bracket labeled '1.'.

Musical staff 6: Treble clef, 8/8 time signature. Chord: Am. Features a triplet of eighth notes and a triplet of eighth notes. Second ending bracket labeled '2.'.

für Fortgeschrittene:  
for advanced players

# Land des Einhorns

(Land of the Unicorn)

JH

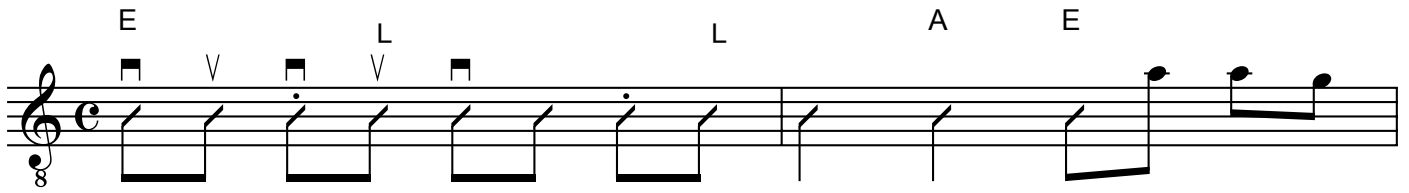
The musical score is written on a single treble clef staff with a key signature of one flat (B-flat) and a time signature of 8/8. The piece begins with a series of eighth notes, each marked with a piano (p) dynamic. A repeat sign with first and second endings is present. The first ending leads to a section with notes marked 'm' and 'i'. The second ending leads to a section with notes marked 'i'. The score concludes with a 'Fine' marking and a 'D.S. al Fine' instruction.

# Blues

 (Swing)


JH

E L A E




L = leere Saiten / open strings


E L L A E



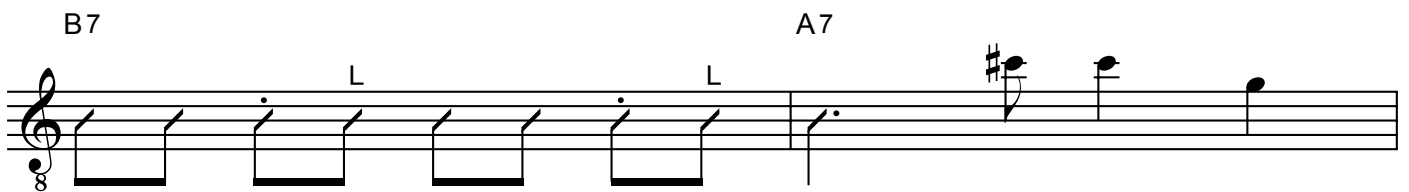
A L L G A




E L L A E



B7 A7



E7 E dim7 A7 B7 B7 E



## More Books by Jürg Hochweber:

Stufe, Level	Werk, Book	Seiten Pages	Jahr Year
schwer / <i>difficult</i>	<a href="#">"Finger-Übungen gegen die Gitarre"</a> <a href="#">"Finger-Exercises Against the Guitar"</a>	28	2024
mittel / <i>intermediate</i>	<a href="#">"Ukulele in Action, Vol.4"</a> , 19 Ukulele Solos	28	2023
mittel-schwer / <i>advanced</i>	<a href="#">"Ukulele in Action, Vol.3"</a> , 19 Ukulele Solos	28	2023
mittel / <i>intermediate</i>	<a href="#">"Trios for 2 Violins + Cello"</a>	24	2022
mittel / <i>intermediate</i>	"Violin + Guitar" <a href="#">Vol. 1</a> , <a href="#">Vol. 2</a>	24	2021
mittel / <i>intermediate</i>	<a href="#">"Easy Flamenco</a> , Duet Version"	34	2021
leicht / <i>easy</i>	<a href="#">"Gitarren-Zauber"</a> / <a href="#">"Guitar-Magic"</a>	44	2020
mittel-schwer / <i>advanced</i>	<a href="#">"Ukulele in Action 2"</a> , 14 Ukulele Solos	28	2020
leicht / <i>easy</i>	<a href="#">"Drillinge"</a> , 12 <i>easy guitar trios</i>	72	2019
leicht / <i>easy</i>	<a href="#">"Gitarre für Schlaue"</a> / <a href="#">"Guitar For Smart People"</a>	30	2019
mittel / <i>intermediate</i>	<a href="#">"Acoustic Rock Guitar"</a>	30	2019
leicht / <i>easy</i>	<a href="#">"Ukulele in Action 1"</a> , 17 Solos	26	2018
leicht / <i>easy</i>	<a href="#">"Jugend- und Kinderlieder"</a>	20	2017
mittel / <i>intermediate</i>	"Duette" <a href="#">pdf</a>	45	2016
sehr leicht / <i>very easy</i>	<a href="#">"Die ersten Gitarrentricks"</a> / <a href="#">"First Guitar-Tricks"</a>	42	2010
leicht / <i>easy</i>	"Wir starten durch" / <a href="#">"We Take Off"</a> <a href="#">pdf</a>	30	2009
mittel-schwer / <i>advanced</i>	"Faszination Gitarre" <a href="#">pdf</a>	44	2008
leicht-mittel / <i>intermediate</i>	<a href="#">"Fingerspiele"</a> / <a href="#">"Fingergames"</a>	48	2007
leicht / <i>easy</i>	"Leichte trad. Lieder zum Begleiten"	44	2007
sehr leicht / <i>very easy</i>	"Erste Schritte / <i>First Steps</i> "	20	2004
leicht / <i>easy</i>	"Leichte Gitarrenmelodien", mit 2. Git. <a href="#">pdf</a>	20	2004
mittel / <i>intermediate</i>	"Guitar Trends 2" <a href="#">pdf</a>	22	2003
schwer / <i>difficult</i>	"minimal-maximal" <a href="#">pdf</a>	10	2003
leicht / <i>easy</i>	"Gitarren-Duette" <a href="#">pdf</a>	42	2003
leicht / <i>easy</i>	"Guitar Trends 1" <a href="#">pdf</a>	22	2002
leicht / <i>easy</i>	<a href="#">"Easy Flamenco"</a>	18	2001
leicht / <i>easy</i>	"45 trad. Weihnachtslieder" / <a href="#">"Trad.Christmas"</a>	48	2000
schwer / <i>difficult</i>	"Das Arpeggio-Buch für Gitarren-Profis" <a href="#">pdf</a>	42	2000
mittel-schwer / <i>advanced</i>	"Trad. Weihnachtslieder" arrang. für Solo-Guit <a href="#">pdf</a>	18	2000
sehr leicht / <i>very easy</i>	"Petits Jeux pour la Guitare" 1, Combre, C 5844	20	1999
leicht / <i>easy</i>	"Petits Jeux pour la Guitare" 2, Combre, C 5845	18	1999
mittel / <i>intermediate</i>	"Petits Jeux pour la Guitare" 3, Combre, C 5846	20	1999
mittel-schwer / <i>advanced</i>	"Jazzrock-Rockjazz", Combre, C 5848	16	1997
mittel / <i>intermediate</i>	"Gitarrenfiguren"	20	1996
mittel / <i>intermediate</i>	"Guitare Rock Classique", Combre, C 5697	20	1995
mittel / <i>intermediate</i>	"Walzerträume", Schott AV 6119	16	1994
mittel / <i>intermediate</i>	"Wundergitarre"	12	1993
mittel-schwer / <i>advanced</i>	"Anspielungen"	30	1990
schwer / <i>difficult</i>	"Prunkstücke"	30	1989
mittel / <i>intermediate</i>	"Die andere Saite", Band 1	48	1988
mittel- schwer / <i>advanced</i>	"Die andere Saite", Band 2	48	1987

# Häufige Gitarrengriffe / Common Guitar Chords

vereinfachte Griffe (auf 3 Saiten) / Simplified Chords (on 3 Strings)

**F**

**C**

**G**

**D**

**A**

**E**

**Dm**

**Am**

**Em**

**Bm (Hm)**

**F#m**

**C#m**

**C7**

**G7**

**D7**

**A7**

**E7**

**B7 (H7)**

**X** Diese Saiten sollen nicht mitklingen / Don't play these strings!

# Griffbrett / Fretboard

leere Saiten  
open strings

\*  
english **b** = german **h**  
english **b flat** = german **b**

## Abkürzungen / Abbreviations

- ▣ hinunter schlagen / *Downstroke*
- ∨ hinauf schlagen / *Upstroke*
- × irgendein perkussiver Schlag / *any percussive sound*

Linke Hand / *left hand*:

- 1 Zeigfinger / *index*
- 2 Mittelfinger / *middle finger*
- 3 Ringfinger / *ring finger*
- 4 kleiner Finger / *pinky*

Rechte Hand / *right hand*:

- p (pulgar) Daumen / *thumb*
- i (indice) Zeigfinger / *index*
- m (medio) Mittelfinger / *middle finger*
- a (anular) Ringfinger / *ring finger*



die Noten mit den Böglein sollen weiterklingen,  
nach eigenem Ermessen.