

Free Guitar Books by

**Jürg Hochweber**

# Easy Flamenco

**14 Flamenco Solos**

> [Play mp3](#)

> [Duet Version](#)



## > [Listen / Hören](#)







### **Easy Flamenco**

Dieses Heft ist ein Schnelleinstieg in die Welt des Flamencos. Mit einfachsten spieltechnischen Mitteln wird so viel wie möglich an Wirkung herausgeholt. Alle typischen Elemente sind vorhanden, doch werden keine Barrégriffe oder Streckungen verlangt. Es handelt sich durchwegs um Originalkompositionen, doch wer die traditionellen Themen und Tänze kennt, wird leicht erkennen, dass etwa Nr. 10 eine Anspielung auf den Zapateado ist, Nr. 13 ist ein Granadinas, Nr. 3 eine Alegria. Um die Notation so einfach wie möglich zu gestalten, habe ich viele Akkorde nur drei- oder vierstimmig aufgeschrieben, doch können diese natürlich auch vollgriffig gespielt werden.

Jürg Hochweber




# Flamenco 1

Jürg Hochweber



# Flamenco 2

Jürg Hochweber



*D.C. al Fine*

# Flamenco 3

Jürg Hochweber

The musical score consists of ten staves of music. The first staff begins with a treble clef, a key signature of two sharps (F# and C#), and a 3/4 time signature. It features a series of eighth and sixteenth notes with fingerings (2, 1, i) and dynamics (p). The second staff continues the melodic line with similar rhythmic patterns. The third staff includes a section marked 'Fine' with a double bar line and repeat sign. The fourth through tenth staves continue the piece with various rhythmic and melodic motifs. The final staff concludes with the instruction 'D.C. al Fine'.






# Flamenco 4

Jürg Hochweber

The musical score consists of eight staves of music, all in treble clef. The first staff begins with a bass clef and an '8' below it, indicating an octave shift. The music is written in a style characteristic of flamenco guitar, featuring a mix of eighth and sixteenth notes, often beamed together. Dynamics are marked with 'p' (piano) throughout. The score includes various rhythmic patterns, including triplets and syncopated rhythms. A repeat sign is present in the third staff, and a sharp sign (#) appears in the fourth staff. The piece concludes with a double bar line and repeat dots in the eighth staff.

# Flamenco 5

Jürg Hochweber



# Flamenco 6



Jürg Hochweber

The musical score for "Flamenco 6" is written for guitar in 6/8 time, featuring a key signature of one flat (B-flat). The score consists of ten staves of music. The first staff begins with a treble clef, a key signature of one flat, and a 6/8 time signature. It contains a series of eighth notes with accents and dynamics markings: *p*, *p*, *p*, *p*. Above the first two measures are fingerings *i* and *i*. The second staff continues the melodic line with similar rhythmic patterns. The third staff features a triplet of eighth notes and a measure with a down-bow or breath mark ( $\downarrow$ ) and an up-bow or breath mark ( $\uparrow$ ). The fourth staff includes a triplet of eighth notes and a measure with a triplet of eighth notes and a fourth finger (*4*). The fifth staff continues the melodic line. The sixth staff begins with a double bar line and the word *Fine* above it, followed by a measure with a down-bow or breath mark ( $\downarrow$ ) and an up-bow or breath mark ( $\uparrow$ ), and a measure with a down-bow or breath mark ( $\downarrow$ ) and an up-bow or breath mark ( $\uparrow$ ). The seventh staff features a triplet of eighth notes and a measure with a triplet of eighth notes and a fourth finger (*4*). The eighth staff continues the melodic line. The ninth staff features a triplet of eighth notes and a measure with a triplet of eighth notes and a second finger (*2*). The tenth staff concludes the piece with a double bar line and the instruction *D.C. al Fine* below it.



# Flamenco 7

Jürg Hochweber



# Flamenco 8





Jürg Hochweber

The musical score for "Flamenco 8" is written for guitar in B-flat major (one flat) and 8/8 time. It consists of ten staves of music. The notation includes various rhythmic patterns, fingerings (1-4), and technical markings such as triplets, slurs, and accents. The score begins with a treble clef and a key signature of one flat. The first staff contains a series of eighth and sixteenth notes with fingerings 2, 3, #, 2, 3, 4, 2, 4, and a triplet of 3. The second staff features a triplet of chords marked with 'i' and a sequence of notes with fingerings 2, #, 3, 4, #, 2. The third staff includes a measure with a '4' fingering, a measure with a '3' fingering, and a measure with a '3' fingering, followed by a double bar line and a measure with a '3' fingering and a sharp sign. The word "Fine" is written above the staff. The fourth staff starts with a '4' fingering and continues with a sequence of notes. The fifth staff begins with a '3' fingering and a sharp sign, followed by a '4' fingering, a '3' fingering, and a '4' fingering. The sixth staff includes a "rit." marking with a dashed line and a sequence of notes with fingerings 3, 4, 3, 3, #, 3, 4, 3. The seventh staff continues with a sequence of notes and a '3' fingering. The eighth staff starts with a '4' fingering and a '3' fingering, followed by a '4' fingering, a '3' fingering, and a '3' fingering. The ninth staff includes a "D.C. al Fine" marking and a sequence of notes with fingerings 4, #, 1, 0, 3, 4, 3, 3, #, 3. The score concludes with a double bar line.



# Flamenco 10

Jürg Hochweber





# Flamenco 11

Jürg Hochweber

Musical staff 1: Treble clef, 3/4 time signature, key signature of two sharps (F# and C#). It begins with a 2-measure rest, followed by a quarter note, a quarter note, and a quarter note. A double bar line follows. The second measure has an accent (>) and a flamenco symbol (a circle with a slash). It contains a triplet of eighth notes with upward arrows, followed by a quarter note with a downward arrow, and another triplet of eighth notes with upward arrows. The final measure has a triplet of eighth notes with upward arrows.

Musical staff 2: Continuation of the piece. It starts with a triplet of eighth notes with upward arrows, followed by a quarter note with a downward arrow, and another triplet of eighth notes with upward arrows. The second measure has a triplet of eighth notes with upward arrows, followed by a quarter note with a downward arrow, and another triplet of eighth notes with upward arrows. The third measure has a triplet of eighth notes with upward arrows, followed by a quarter note with a downward arrow, and another triplet of eighth notes with upward arrows. The final measure has a triplet of eighth notes with upward arrows.






Musical staff 3: Continuation of the piece. It starts with a triplet of eighth notes with upward arrows, followed by a quarter note with a downward arrow, and another triplet of eighth notes with upward arrows. The second measure has a triplet of eighth notes with upward arrows, followed by a quarter note with a downward arrow, and another triplet of eighth notes with upward arrows. The third measure has a triplet of eighth notes with upward arrows, followed by a quarter note with a downward arrow, and another triplet of eighth notes with upward arrows. The final measure has a triplet of eighth notes with upward arrows.

Musical staff 4: Continuation of the piece. It starts with a triplet of eighth notes with upward arrows, followed by a quarter note with a downward arrow, and another triplet of eighth notes with upward arrows. The second measure has a triplet of eighth notes with upward arrows, followed by a quarter note with a downward arrow, and another triplet of eighth notes with upward arrows. The third measure has a triplet of eighth notes with upward arrows, followed by a quarter note with a downward arrow, and another triplet of eighth notes with upward arrows. The final measure has a triplet of eighth notes with upward arrows.

Musical staff 5: Continuation of the piece. It starts with a triplet of eighth notes with upward arrows, followed by a quarter note with a downward arrow, and another triplet of eighth notes with upward arrows. The second measure has a triplet of eighth notes with upward arrows, followed by a quarter note with a downward arrow, and another triplet of eighth notes with upward arrows. The third measure has a triplet of eighth notes with upward arrows, followed by a quarter note with a downward arrow, and another triplet of eighth notes with upward arrows. The final measure has a triplet of eighth notes with upward arrows.

Musical staff 6: Continuation of the piece. It starts with a triplet of eighth notes with upward arrows, followed by a quarter note with a downward arrow, and another triplet of eighth notes with upward arrows. The second measure has a triplet of eighth notes with upward arrows, followed by a quarter note with a downward arrow, and another triplet of eighth notes with upward arrows. The third measure has a triplet of eighth notes with upward arrows, followed by a quarter note with a downward arrow, and another triplet of eighth notes with upward arrows. The final measure has a triplet of eighth notes with upward arrows.


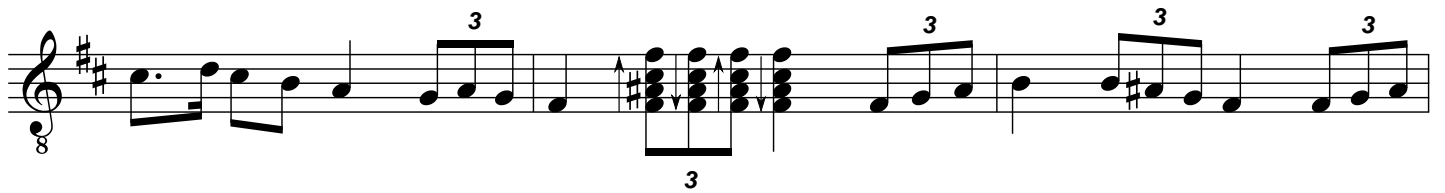


*Fine*



*D.S. al Fine*

# Flamenco 12

Jürg Hochweber







# Flamenco 13

Jürg Hochweber

The musical score for "Flamenco 13" is written in G major (one sharp) and 6/8 time. It consists of seven staves of music. The first staff begins with a treble clef, a key signature of one sharp (F#), and a 6/8 time signature. The melody is characterized by eighth-note patterns, often beamed together. Above the first few notes, the letters "i a i" are written, likely indicating fingerings. Dynamic markings include "p" (piano) and ">" (accent). The second staff features a triplet of eighth notes. The third staff includes a four-measure rest marked with a "4". The fourth staff continues the melodic development with various rhythmic groupings. The fifth staff shows a sequence of eighth notes with some slurs. The sixth staff contains several triplet markings over eighth notes. The seventh and final staff concludes the piece with a double bar line and a repeat sign.

Musical score for a piece in D major, featuring a treble clef and a key signature of two sharps. The score consists of eight staves of music. The first staff begins with a treble clef and a key signature of two sharps (F# and C#). The music is written in a single melodic line. The second staff continues the melody with various rhythmic patterns. The third staff features a half note with a fermata, followed by a series of eighth notes. The fourth staff continues with eighth notes and a fermata. The fifth staff includes a triplet of eighth notes and a fermata. The sixth staff features a triplet of eighth notes and a fermata. The seventh staff continues with eighth notes and a fermata. The eighth staff concludes the piece with a fermata and a final chord. The word "rit." is written above the eighth staff, indicating a ritardando.

# Flamenco 14

Jürg Hochweber

Musical staff 1: Treble clef, key signature of one flat (Bb), 8/8 time signature. Chords A and Bb are indicated above the staff.

Musical staff 2: Treble clef, key signature of one flat (Bb), 8/8 time signature. Chords Bb and C are indicated above the staff.

Musical staff 3: Treble clef, key signature of one flat (Bb), 8/8 time signature. First and second endings are marked with '1' and '2'.

Musical staff 4: Treble clef, key signature of one flat (Bb), 8/8 time signature. Chords A and E are indicated above the staff.

Musical staff 5: Treble clef, key signature of two sharps (F#), 8/8 time signature. Chords A and E are indicated above the staff.

Musical staff 6: Treble clef, key signature of two sharps (F#), 8/8 time signature. Chord A is indicated above the staff.

Musical staff 7: Treble clef, key signature of two sharps (F#), 8/8 time signature. Chord Dm is indicated above the staff.

This musical score is written for guitar in the key of G major (one sharp). It consists of eight staves of music. The first staff begins with a treble clef, a key signature of one sharp (F#), and a common time signature. A Dm chord is indicated above the first measure. The melody is primarily composed of eighth and quarter notes. The second and third staves continue the melodic line. The fourth and fifth staves feature a sequence of chords: G, A, B, and G, with a first ending bracket above the G chord. The sixth and seventh staves show a more complex chord progression: A, Bb, C, and Bb, with rhythmic markings (up and down arrows) indicating fingerings. The eighth staff concludes with a final A chord, which is held for a duration indicated by a long horizontal line.


## More Books by Jürg Hochweber:

Stufe, Level	Werk, Book	Seiten Pages	Jahr Year
schwer / <i>difficult</i>	<a href="#">"Finger-Übungen gegen die Gitarre"</a> <a href="#">"Finger-Exercises Against the Guitar"</a>	28	2024
mittel / <i>intermediate</i>	<a href="#">"Ukulele in Action, Vol.4"</a> , 19 Ukulele Solos	28	2023
mittel-schwer / <i>advanced</i>	<a href="#">"Ukulele in Action, Vol.3"</a> , 19 Ukulele Solos	28	2023
mittel / <i>intermediate</i>	<a href="#">"Trios for 2 Violins + Cello"</a>	24	2022
mittel / <i>intermediate</i>	"Violin + Guitar" <a href="#">Vol. 1</a> , <a href="#">Vol. 2</a>	24	2021
mittel / <i>intermediate</i>	<a href="#">"Easy Flamenco</a> , Duet Version"	34	2021
leicht / <i>easy</i>	<a href="#">"Gitarren-Zauber" / "Guitar-Magic"</a>	44	2020
mittel-schwer / <i>advanced</i>	<a href="#">"Ukulele in Action 2"</a> , 14 Ukulele Solos	28	2020
leicht / <i>easy</i>	<a href="#">"Drillinge"</a> , 12 <i>easy guitar trios</i>	72	2019
leicht / <i>easy</i>	<a href="#">"Gitarre für Schlaue" / "Guitar For Smart People"</a>	30	2019
mittel / <i>intermediate</i>	<a href="#">"Acoustic Rock Guitar"</a>	30	2019
leicht / <i>easy</i>	<a href="#">"Ukulele in Action 1"</a> , 17 Solos	26	2018
leicht / <i>easy</i>	<a href="#">"Jugend- und Kinderlieder"</a>	20	2017
mittel / <i>intermediate</i>	"Duette" <a href="#">pdf</a>	45	2016
sehr leicht / <i>very easy</i>	<a href="#">"Die ersten Gitarrentricks" / "First Guitar-Tricks"</a>	42	2010
leicht / <i>easy</i>	"Wir starten durch" / "We Take Off" <a href="#">pdf</a>	30	2009
mittel-schwer / <i>advanced</i>	"Faszination Gitarre" <a href="#">pdf</a>	44	2008
leicht-mittel / <i>intermediate</i>	<a href="#">"Fingerspiele" / "Fingergames"</a>	48	2007
leicht / <i>easy</i>	"Leichte trad. Lieder zum Begleiten"	44	2007
sehr leicht / <i>very easy</i>	"Erste Schritte / <i>First Steps</i> "	20	2004
leicht / <i>easy</i>	"Leichte Gitarrenmelodien", mit 2. Git. <a href="#">pdf</a>	20	2004
mittel / <i>intermediate</i>	"Guitar Trends 2" <a href="#">pdf</a>	22	2003
schwer / <i>difficult</i>	"minimal-maximal" <a href="#">pdf</a>	10	2003
leicht / <i>easy</i>	"Gitarren-Duette" <a href="#">pdf</a>	42	2003
leicht / <i>easy</i>	"Guitar Trends 1" <a href="#">pdf</a>	22	2002
leicht / <i>easy</i>	<a href="#">"Easy Flamenco"</a>	18	2001
leicht / <i>easy</i>	"45 trad. Weihnachtslieder" / "Trad.Christmas"	48	2000
schwer / <i>difficult</i>	"Das Arpeggio-Buch für Gitarren-Profis" <a href="#">pdf</a>	42	2000
mittel-schwer / <i>advanced</i>	"Trad. Weihnachtslieder" arrang. für Solo-Guit <a href="#">pdf</a>	18	2000
sehr leicht / <i>very easy</i>	"Petits Jeux pour la Guitare" 1, Combre, C 5844	20	1999
leicht / <i>easy</i>	"Petits Jeux pour la Guitare" 2, Combre, C 5845	18	1999
mittel / <i>intermediate</i>	"Petits Jeux pour la Guitare" 3, Combre, C 5846	20	1999
mittel-schwer / <i>advanced</i>	"Jazzrock-Rockjazz", Combre, C 5848	16	1997
mittel / <i>intermediate</i>	"Gitarrenfiguren"	20	1996
mittel / <i>intermediate</i>	"Guitare Rock Classique", Combre, C 5697	20	1995
mittel / <i>intermediate</i>	"Walzerträume", Schott AV 6119	16	1994
mittel / <i>intermediate</i>	"Wundergitarre"	12	1993
mittel-schwer / <i>advanced</i>	"Anspielungen"	30	1990
schwer / <i>difficult</i>	"Prunkstücke"	30	1989
mittel / <i>intermediate</i>	"Die andere Saite", Band 1	48	1988
mittel- schwer / <i>advanced</i>	"Die andere Saite", Band 2	48	1987

# The notes on the fretboard



e b g d a e



f c g# d# a# f#



f# c# a e b f#



g d a# b# f c



g# a#



a

Jürg Hochweber, Switzerland

