

Free Guitar Books: www.hochweber.ch

Jürg Hochweber

Ukulele in Action (4)




19 effektvolle Solo-Stücke
19 Effective Solo Pieces

© free under the Creative Commons-License:
creativecommons.org/licenses/by-nd/4.0/deed.en



Audios hören /
Listen to Audios:
www.hochweber.ch/ukulele/Uku4/ukulele4.html



„Ukulele In Action (Vol. 4)“

Inhalt / Content	page
• Warm Up	03
• Im Vorbeigehen / <i>In Passing</i>	04
• Kleines Wunder / <i>Little Wonder</i>	05
• Gemeinsames Ziel / <i>Common Goal</i>	06
• Snack	07
• Stand der Dinge / <i>State of Things</i>	08
• Leicht zu erkennen / <i>Easy to Recognize</i>	09
• Vieldeutig / <i>Ambiguous</i>	10
• Nostalgic Rock'n'Roll	12
• Nuance	13
• Uku-Party	14
• Ausschweifung / <i>Debauchery</i>	16
• Facts and Fiction	18
• Auf frischer Tat / <i>On the Act</i>	20
• Kurz und knapp / <i>Short and Sweet</i>	21
• Mut tut gut / <i>Courage is Good</i>	22
• Rest-Risiko / <i>Residual Risk</i>	24
• Freundlich gesinnt / <i>Frendly Minded</i>	25
• Wir sind dabei / <i>We Are There</i>	26



Jürg Hochweber 2023

Warm Up

Jürg Hochweber

Ukulele T A B C
g' c' e' a'

i p i m

i p i m

Fine

i p i p m

1.

2.

D.C. al Fine

Im Vorbeigehen / In Passing

Jürg Hochweber

Ukulele **T** **A** **B** **C**

p i p i m i m i p i p i m p p

g' c' e' a'

g' c' e' a'

g' c' e' a'

Fine

g' c' e' a'

g' c' e' a'

g' c' e' a'

D.C. al Fine

Kleines Wunder / Little Wonder

Jürg Hochweber

p i m m i p p

Ukulele TAB 6/8

g' c' e' a'

Fine

D.C. al Fine

Gemeinsames Ziel / Common Goal

Jürg Hochweber

Ukulele **T** **A** **B** **C**

m i m i p p

g' c' e' a'

Ukulele tablature for the second system, measures 5-8. Includes fret numbers and fingerings.

Ukulele tablature for the third system, measures 9-12. Includes fret numbers and fingerings.

Fine

Ukulele tablature for the fourth system, measures 13-16. Includes fret numbers and fingerings.

Ukulele tablature for the fifth system, measures 17-20. Includes fret numbers and fingerings.

1.

Ukulele tablature for the sixth system, measures 21-24. Includes fret numbers and fingerings.

2.

Ukulele tablature for the seventh system, measures 25-28. Includes fret numbers and fingerings.

D.C. al Fine

Snack

Jürg Hochweber

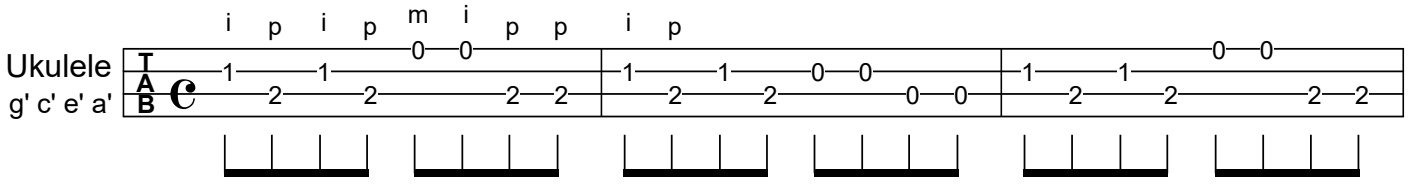
i p i p m i p p i p

Ukulele **T** 1 1 0 0 | 1 1 0 0 | 1 1 0 0

A 2 2 2 2 | 2 2 2 2 | 2 2 2 2

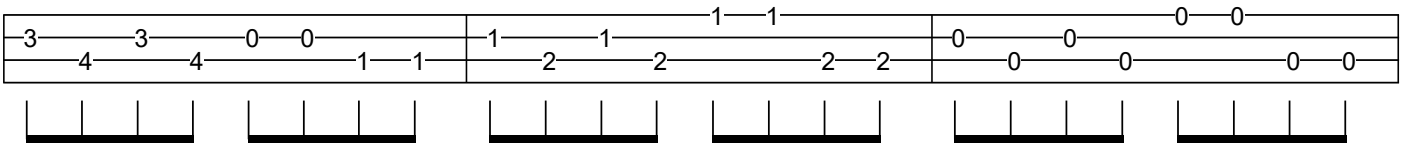
B 2 2 2 2 | 2 2 2 2 | 2 2 2 2

C



3 3 0 0 | 1 1 1 1 | 0 0 0 0

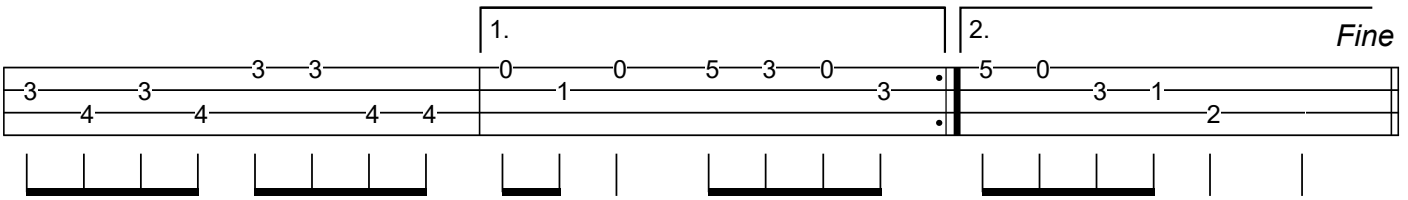
4 4 1 1 | 2 2 2 2 | 0 0 0 0



3 3 3 3 | 1. 0 0 5 3 0 3 | 2. 5 0 3 1 2

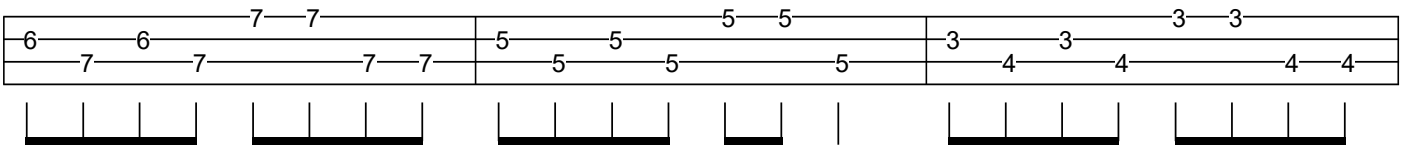
4 4 4 4 | 1. 1 1 1 1 1 1 | 2. 2 2 2 2 2 2

Fine



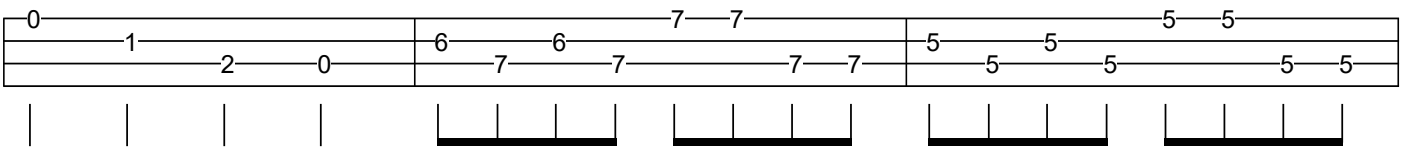
6 6 7 7 | 5 5 5 5 | 3 3 3 3

7 7 7 7 | 5 5 5 5 | 4 4 4 4



0 1 2 0 | 6 6 7 7 | 5 5 5 5

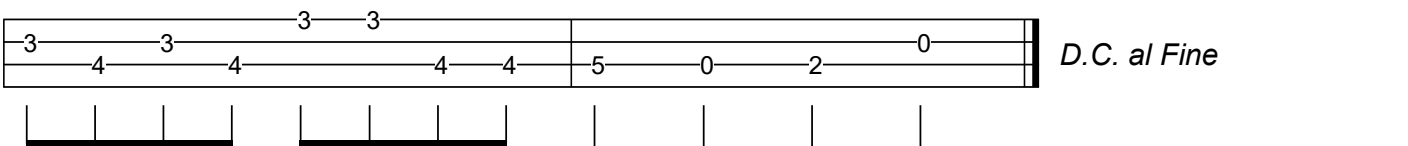
2 0 7 7 | 6 6 7 7 | 5 5 5 5



3 3 3 3 | 5 0 2 0

4 4 4 4 | 5 0 2 0

D.C. al Fine



Stand der Dinge / State of Things

Jürg Hochweber

Ukulele **T** **A** **B** **C**

m i p m m i p m m

Fine

D.C. al Fine

Leicht zu erkennen / Easy to Recognize

Jürg Hochweber

Ukulele **T**
g' c' e' a' **A** **C**

3 2 2 3 2 2 | 0 3 3 0 2

p i p i p

3 2 2 3 2 | 5 3 0 2 2 | 3 2 2 3 2 2

m i p p

0 0 0 0 1 | 2 0 0 3 2 0 | 3 2 3

Fine

2 2 2 3 3 | 4 3 4 3 2 2 | 3 2 3 2 0 2

3 2 0 0 | 2 2 2 2 3 5 | 4 3 4 3 2 3

1.

3 3 3 3 0 2 | 0 3 3 0

2.

1 0 1 0 0 2 | 3 0 2 2

D.C. al Fine

Vieldeutig / Ambiguous

Jürg Hochweber

Ukulele **T**
g' c' e' a' **A B C**

0 1 1 0 1 3 0 0 1 2

0 1 1 0 1 3 0 3 1

♩ m i p i m i p i m

0 1 1 0 1 1 3 0 0 3 0 3 5 5 5 5 0

1 3 3 1 3 3 0 1 1 0 1 1 3 5 5 3 5 3

7 6 7 6 7 8 5 5 5 5 5 5 8 10 10 8 10 10

7 8 8 7 8 7 8 5 6 6 5 6 3 5 5 3 2

Musical staff with two lines. The top line contains the sequence of numbers: 1, 3, 2, 3, 3, 2, 3. The bottom line contains: 0, 1, 1, 0, 1, 1, 1, 3, 0, 0, 3, 0, 3, 0. Below the staff are six groups of three vertical tick marks, each with a thick horizontal bar underneath.

Musical staff with two lines. The top line contains: 5, 0, 3, 1, 1, 3, 2, 3, 1, 3, 2, 3. The bottom line contains: 0, 1, 1, 0, 1, 1, 1, 1, 1, 1. Below the staff are four groups of three vertical tick marks, each with a thick horizontal bar underneath.

Fine

Musical staff with two lines. The top line contains: 3, 0, 0, 3, 0, 3, 1, 0, 1, 1, 0, 0, 0. The bottom line contains: 0, 0, 0, 0, 0, 0, 0, 0, 0, 0, 0, 0, 0. Below the staff are four groups of three vertical tick marks, each with a thick horizontal bar underneath.

Musical staff with two lines. The top line contains: 0, 1, 2, 1, 0, 1, 3, 1, 0, 2, 1, 0, 0, 3. The bottom line contains: 2, 2, 1, 0, 3. Below the staff are four groups of three vertical tick marks, each with a thick horizontal bar underneath.

Musical staff with two lines. The top line contains: 1, 0, 0, 1, 0, 0, 0, 0, 1, 2, 1, 0, 1, 2, 1, 2, 1, 0, 2. The bottom line contains: 0, 0, 0, 0, 2, 2, 2, 2, 2, 2, 2, 2, 2, 2, 2, 2, 2, 2, 2. Below the staff are six groups of three vertical tick marks, each with a thick horizontal bar underneath.

Musical staff with two lines. The top line contains: 3, 0, 0, 3, 3. The bottom line contains: 0, 0, 0, 0, 0. Below the staff are three groups of three vertical tick marks, each with a thick horizontal bar underneath.

D.S. al Fine

Nostalgic Rock'n'Roll

Jürg Hochweber

Swing

Ukulele T A B C
g' c' e' a'

1.

2.

Nuance

Jürg Hochweber

Ukulele T 3
g' c' e' a' B 4

m i p i m i m i p i m i

Fine

1.

2.

D.C. al Fine

Uku-Party

Jürg Hochweber

Ukulele *Swing* $\frac{3}{8}$ C

C C Dm

G7

C

F

C E7

Am F

3

C D G C

3

C G7 C Fine C F

Fine

A7 Dm Gm

3

F7 E7

3

Am Am

1. 2. *D.S. al Fine*

Ausschweifung / Debauchery

Jürg Hochweber

Ukulele TAB 3/4
g' c' e' a'

0 2 3 | 3 4 3 | 0 2 3 | 3 3

0 2 3 | 3 4 3 | 1 3 2 | 0 0 0

♩

m i p i m i m i p

3 3 3 | 3 3 3 | 3 3 3 | 3 6 4 | 3 3 3 | 3 3 3

5 4 4 | 5 4 4 | 5 4 4 | 5 5 3 | 5 3 2 | 5 4 4 | 5 4 5

6 8 8 | 6 8 6 | 5 6 6 | 5 6 5 | 5 6 5

3 4 4 | 2 3 0 | 2 3 3 | 3 3 3 | 1 0 0 | 1 0 0

4 5 4 | 3 3 3 | 4 4 4 | 3 3 3 | 3 3 3 | 3 3 3

2 2 2 2 2 | 3 3 3 3 | 2 3 2 | 4 3 1

3 3 3 3 | 6 8 7 8 6 | 1 1 1 1 | 4 4 5 4 4

Fine

3 3 3 3 | 10 7 7 7 10 | 3 3 3 | 0

1 3 3 3 1 | 1 3 1 | 3 4 3 4 3 4 | 3 4 3

5 4 5 4 5 4 | 5 6 8 | 6 6 7 5 | 3 3 4

1 0 0 0 1 | 1 3 1 | 3 4 5 4 3 4 | 3 4 5

6 5 5 5 6 5 | 6 8 6 | 1. 5 4 5 4 5 4

5 6 3 | 2. 5 4 5 4 5 | 5 3 2 | *D.S. al Fine*

Facts and Fiction

Jürg Hochweber

i p p i p

Ukulele **T** **A** **B** **C**

g' c' e' a'

p



m i p m

Musical staff with two lines. The first line contains notes with fingerings: 4, 4, 4, 4 (with a slur), 4, 2. The second line contains notes with fingerings: 4, 4. The staff is divided into three measures. The first measure ends with a bar line. The second measure starts with a 0 on the first line and a 1 on the second line. The third measure contains notes with fingerings: 0, 2, 3, 4, 3, 2 (with a slur), 2, 3, 4.

Fine

Musical staff with two lines. The first line contains notes with fingerings: 5, 5, 9 (with a slur), 9, 9. The second line contains notes with fingerings: 6, 7, 6, 8 (with a slur), 8, 8, 9. The staff is divided into three measures. The first measure ends with a bar line. The second measure contains notes with fingerings: 7, 7, 7, 4, 3, 4. The third measure contains notes with fingerings: 5, 5, 6, 2.

Musical staff with two lines. The first line contains notes with fingerings: 3, 3, 2, 3, 2, 3. The second line contains notes with fingerings: 4, 4, 4, 3, 2, 3, 2, 0, 2, 0, 2. The staff is divided into four measures. The first measure ends with a bar line. The second measure ends with a bar line. The third measure ends with a bar line. The fourth measure ends with a bar line.

Musical staff with two lines. The first line contains notes with fingerings: 3, 3, 2, 2, 2. The second line contains notes with fingerings: 4, 4, 2, 2, 2. The staff is divided into three measures. The first measure ends with a bar line. The second measure contains notes with fingerings: 0, 0, 3, 2, 0, 5, 4. The third measure contains notes with fingerings: 3, 3, 7, 5, 2, 2, 2.

Musical staff with two lines. The first line contains notes with fingerings: 2, 2, 5, 3. The second line contains notes with fingerings: 3, 2, 3, 2. The staff is divided into two measures. The first measure ends with a bar line. The second measure contains notes with fingerings: 0, 0, 3, 2, 2, 2.

Musical staff with two lines. The first line is labeled '1.' and contains notes with fingerings: 0, 3, 2, 0, 3, 2, 0, 3. The second line is labeled '2.' and contains notes with fingerings: 0, 2, 4, 3, 0, 5, 4, 1. The staff is divided into two measures. The first measure ends with a bar line. The second measure ends with a double bar line. The text 'D.S. al Fine' is written to the right of the second measure.

Auf frischer Tat / On the Act

Jürg Hochweber

Ukulele

g' c' e' a'

Gm Dm Gm Dm Gm

1. 1-1-1-1 0-0-0-0 1-3-5-3-1 3-1-3

2. 1-1-1-1 0-0-0-0 1-3-5-3-1 3-1-3

Cm Dm

3-3-3-3 5-3-1-3-1 0-0-0-0 1-0-3-0-1

3-3-3-3 5-3-1-3-1 1-1-1-1 1-0-3-0-1

2-2-2-2 2-2-2-2 2-2-2-2 2-2-2-2

0-0-0-0 0-0-0-0 2-2-2-2 2-2-2-2

E^b F

1. 1-1-0-0 5-5-3-1 3-1-3-1 5-5-3-1

3-3-3-1 5-5-3-1 3-1-3-1 5-5-3-1

0-0-2-2 0-0-2-2 0-0-2-2 0-0-2-2

2. 5-5-3-1 3-3-3-3 5-5-3-1 3-3-3-3

5-5-3-1 3-3-3-3 5-5-3-1 3-3-3-3

2-2-2-2 2-2-2-2 2-2-2-2 2-2-2-2

F Dm

0-0-1-0 0-0-0-1 0-0-1-0 0-0-1-0

1-1-3-1 1-1-3-1 1-1-3-1 1-1-3-1

2-2-2-2 2-2-2-2 2-2-2-2 2-2-2-2

Gm Cm F

1-1-1-1 3-3-5-3 0-0-1-0 1-1-1-1

3-3-2-1 3-3-5-3 1-1-1-0 3-3-2-1

2-2-2-2 2-2-2-2 2-2-2-2 2-2-2-2

0-0-0-0 0-0-0-0 2-2-2-2 2-2-2-2

B^b E^b7 B^b

1. 1-1-1-1 4-4-4-4 4-4-4-4 1-1-1-1

1-1-1-1 4-4-4-4 4-4-4-4 1-1-1-1

2-2-2-2 3-3-3-3 3-3-3-3 2-2-2-2

3-3-3-3 3-3-3-3 3-3-3-3 3-3-3-3

B^b C F

2. 1-1-1-1 3-3-3-3 0-0-0-0 1-1-1-1

1-1-1-1 3-3-3-3 0-0-0-0 1-1-1-1

2-2-2-2 3-3-3-3 0-0-0-0 2-2-2-2

3-3-3-3 3-3-3-3 0-0-0-0 2-2-2-2

D.C. al Fine

Kurz und knapp / Short and Sweet

Jürg Hochweber

Ukulele **T**
g' c' e' a' **B C**

p m i p m i p m i p m i p m i p m i

0 1 0 1 0 1 0 3 | 0 5 0 5 0 5 0 3 | 0 1 0 1 0 1 0 3

0 0 0 3 1 0 | 0 1 0 1 0 5 7 | 8 8 8 8 9 10 9 5

Fine

7 6 7 6 4 3 4 3 | 5 5 5 4 2 | 7 6 7 6 7 7 0

5 5 5 5 5 5 2 | 4 3 4 3 4 3 5 4 | 2 0 2 0 5 8 6 5

5 6 7 6 5 7 5 | 4 3 4 3 4 5 4 0 | 2 1 2 1 2 1 0 2

1. 2.

1 3 0 3 0 3 | 0 0 0 0 3 1 0

0 5 | 1 1 1 1

D.C. al Fine

Mut tut gut / Courage is good

Jürg Hochweber

Ukulele
g' c' e' a'

5 2 3 2 1 2 0 2 2 3 2 2 2 2 2

3 0 0 0 0 2 2 0 2 0 2 2 0

5 5 5 5 3 2 5 2 7 7 7 7 5 3 2 5 2 3 2 1 2 6 6 6 6 4 3 2 3 2 1 2

0 2 3 0 0 0 0 0 0 0 0 0 0 1 1 1 1

2 0 2 2 0 3 7 8 4 6 4 6 5 7 9 9 9 7 3 4 9 9 7 4

Fine

2 3 3 0 0 0 3 0 3 2 2 2 2 0 0 2 2 2 2

D.C. al Fine

Rest-Risiko / Residual Risk

Jürg Hochweber

Ukulele T A B C
g' c' e' a'

Ukulele staff with notes 0 0 3 0 0 3 0 0 3 0 0 and fret numbers 2 2 0 2 2 1. Includes a treble clef and a common time signature 'C'. Below the staff are vertical lines representing fret positions.

Ukulele staff with notes 2 2 0 2 2 and fret numbers 2 2 2 2 2. Includes a section symbol '§'. Below the staff are vertical lines representing fret positions.

Ukulele staff with notes 0 1 2 3 3 0 0 3 0 3 0 0 0 0 2 2 2 2 2 2. Below the staff are vertical lines representing fret positions.

Ukulele staff with notes 0 1 2 3 1 0 3 0 3 0 0 0 3 1 3 0 3 5 5 5 5. Includes a 'V' symbol and the word 'Fine'. Below the staff are vertical lines representing fret positions.

Ukulele staff with notes 5 8 5 3 5 0 3 0 3 3 3 0 0 0 0 0 0 0 3 0 3 0 3 1 0. Includes 'V' symbols. Below the staff are vertical lines representing fret positions.

Ukulele staff with notes 0 0 0 0 0 0 0 3 0 3 1 1 1 3 3 3 0 3 0 3 0 0 0 0. Includes 'V' symbols. Below the staff are vertical lines representing fret positions.

Ukulele staff with notes 3 5 3 0 4 3 1 1 1 1 1 1 1 1 0 0 0 0. Includes 'V' symbols and 'D.S. al Fine'. Below the staff are vertical lines representing fret positions.

Freundlich gesinnt / Frenly Minded

Jürg Hochweber

p m i p m i p m i

Ukulele **T 12**
g' c' e' a' **B 8**

Fine

1. 2.

D.C. al Fine

Wir sind dabei / We Are There

Jürg Hochweber

Ukulele
g' c' e' a'

i p i m i p i m

3 2 2 2 0 | 2 2 5 0 | 2 2 4 2 | 3 0

2 2 | 2 2 | 2 2 | 4 1

3 3 3

0 0 0 | 0 0 5 4 | 3 4 3 7 4 | 2 2 2

1 3 | 1 0 | 3 4 3 | 2 2

3 3 3

2 2 2 0 | 2 2 5 0 | 2 3 2 3 2 | 0 3 2

2 2 | 2 2 | 3 2 | 4 2

3 3 3

0 0 1 0 | 1 1 0 3 | 0 0 3 1 | 2 1 2 0 3 1

1 0 | 2 1 | 0 3 | 2 0 3 1

3 3 3

0 0 1 0 | 2 2 2 0 3 | 0 0 0 0 4 | 7 5

1 0 | 2 2 3 | 1 0 0 0 4 | 5 5

3 3 3 3

6 6

5 4 4 7 | 4 5 5 7 | 2 4 4 5 | 4 0 0

4 4 | 4 5 | 4 2 4 5 | 0 1

3 3 3

3 4 3 2 | 2 2 2 5 | 1 0 1 0 4

4 4 | 2 2 2 | 0 0 0 4

3 3 3

1. 2 | 2 2 | 2 2

2. 2 0 | 2 0 | 2 1

D.C. al Fine



Seit einigen Jahren ist ein regelrechter Ukulele-Boom ausgebrochen. Langsam hat sie sich von einem „Kinderspielzeug“ zu einem respektierten Instrument gemauert. Viele Musikschulen bieten heute Ukulelenunterricht an, sei es im Einzel- oder Gruppenunterricht. Und während sie früher nur für Liedbegleitung benutzt wurde, ist jetzt auch Solospiel sehr gefragt. Die Situation der Ukulele ist fast so wie die der Gitarre vor 50 Jahren, als diese endlich als vollwertiges Instrument erkannt wurde. Parallel zum Ukulelenboom ist natürlich auch der Ukulele-Bau professioneller geworden, etwa was die Stimm-Mechanik betrifft.

Virtuos/Innen erzielen auf Youtube hohe Zugriffszahlen.

Geeignete Literatur (auch Unterrichtsliteratur) für Solo-Ukulele ist allredings noch Mangelware. Deshalb hatte ich mich 2018 entschlossen, den ersten Band von „Ukulele in Action“ zu schreiben. Band 2 folgte 2020, Band 3 im Jahre 2023. Jetzt ist Band 4 fertig. Wie auch bei meinen Gitarrenwerken ist mein Ziel, einen hohen Wirkungsgrad zu erzielen, das heisst gute Resultate bei überschaubarem Schwierigkeitsgrad.

Was ist bei Kompositionen für Ukulele zu beachten? Wichtig ist, die Ukulele nicht nur als reduzierte Gitarre zu betrachten, sondern ihre klanglichen und technischen Möglichkeiten optimal zu nutzen.

Zum Beispiel lassen sich (in der traditionellen Stimmung) gewisse Akkorde in sehr enger Lage spielen, was bei der Gitarre kaum möglich ist und deshalb ein unverkennbares Merkmal der Ukulele ist. Jedoch ist echte Polyphonie kaum realisierbar. Überlassen wir also die Doppelfuge der Orgel und schreiben stattdessen raffinierte Rhythmen und verbinden wir die Akkorde mit geeigneten Licks.

Manchmal wird die 4. Saite um eine Oktave erniedrigt (low G), oder die Stimmung eine Quarte erniedrigt (wie Gitarre), was die Möglichkeiten erweitert. Doch muss man sich fragen, ob dann nicht gleich eine Gitarre verwendet werden soll, da das Typische dann wegfällt. Da in meinen Stücken die 4. Saite nie für Melodietöne verwendet wird, sondern nur als Bestandteil der Akkorde, lassen sich diese sowohl mit traditioneller als auch mit tiefgestimmter G-Saite spielen.

More Books by Jürg Hochweber:

Stufe, Level	Werk, Book	Seiten Pages	Jahr Year
schwer / <i>difficult</i>	Finger-Übungen gegen die Gitarre Finger-Exercises Against the Guitar. <i>Coming soon</i>		2023
mittel / <i>intermediate</i>	«Ukulele in Action, Vol.4» , 19 Ukulele Solos	28	2023
mittel-schwer / <i>advanced</i>	«Ukulele in Action, Vol.3» , 19 Ukulele Solos	28	2023
mittel / <i>intermediate</i>	"Trios for 2 Violins + Cello"	24	2022
mittel / <i>intermediate</i>	"Violin + Guitar" Vol. 1 , Vol. 2	24	2021
mittel / <i>intermediate</i>	"Easy Flamenco, Duet Version"	34	2021
leicht / <i>easy</i>	"Gitarren-Zauber" / "Guitar-Magic"	44	2020
mittel-schwer / <i>advanced</i>	«Ukulele in Action 2» , 14 Ukulele Solos	28	2020
leicht / <i>easy</i>	«Drillinge» , 12 <i>easy guitar trios</i>	72	2019
leicht / <i>easy</i>	«Gitarre für Schlaue» / «Guitar For Smart People»	30	2019
mittel / <i>intermediate</i>	«Acoustic Rock Guitar»	30	2019
leicht / <i>easy</i>	«Ukulele in Action 1» , 17 Solos	26	2018
leicht / <i>easy</i>	"Jugend- und Kinderlieder"	20	2017
mittel / <i>intermediate</i>	«Duette» pdf	45	2016
sehr leicht / <i>very easy</i>	«Die ersten Gitarrentricks» / «First Guitar-Tricks»	42	2010
leicht / <i>easy</i>	«Wir starten durch» / "We Take Off" pdf	30	2009
mittel-schwer / <i>advanced</i>	«Faszination Gitarre» pdf	44	2008
leicht-mittel / <i>intermediate</i>	«Fingerspiele» / «Fingergames»	48	2007
leicht / <i>easy</i>	«Leichte trad. Lieder zum Begleiten»	44	2007
sehr leicht / <i>very easy</i>	«Erste Schritte / <i>First Steps</i> »	20	2004
leicht / <i>easy</i>	«Leichte Gitarrenmelodien», mit 2. Git. pdf	20	2004
mittel / <i>intermediate</i>	«Guitar Trends 2» pdf	22	2003
schwer / <i>difficult</i>	«minimal-maximal» pdf	10	2003
leicht / <i>easy</i>	«Gitarren-Duette» pdf	42	2003
leicht / <i>easy</i>	«Guitar Trends 1» pdf	22	2002
leicht / <i>easy</i>	«Easy Flamenco»	18	2001
leicht / <i>easy</i>	«45 trad. Weihnachtslieder» / "Trad. Christmas"	48	2000
schwer / <i>difficult</i>	«Das Arpeggio-Buch für Gitarren-Profis» pdf	42	2000
mittel-schwer / <i>advanced</i>	«Trad. Weihnachtslieder» arrang. für Solo-Guit pdf	18	2000
sehr leicht / <i>very easy</i>	«Petits Jeux pour la Guitare» 1, Combre, C 5844	20	1999
leicht / <i>easy</i>	«Petits Jeux pour la Guitare» 2, Combre, C 5845	18	1999
mittel / <i>intermediate</i>	«Petits Jeux pour la Guitare» 3, Combre, C 5846	20	1999
mittel-schwer / <i>advanced</i>	«Jazzrock-Rockjazz», Combre, C 5848	16	1997
mittel / <i>intermediate</i>	«Gitarrenfiguren»	20	1996
mittel / <i>intermediate</i>	«Guitare Rock Classique», Combre, C 5697	20	1995
mittel / <i>intermediate</i>	«Walzerträume», Schott AV 6119	16	1994
mittel / <i>intermediate</i>	«Wundergitarre»	12	1993
mittel-schwer / <i>advanced</i>	«Anspielungen»	30	1990
schwer / <i>difficult</i>	«Prunkstücke»	30	1989
mittel / <i>intermediate</i>	«Die andere Saite», Band 1	48	1988
mittel- schwer / <i>advanced</i>	«Die andere Saite», Band 2	48	1987